

YTD Giving

Budget: \$ 365,248

Actual: \$ 369,944

Giving is up 2% YTD

YTD Weekly Average

Budget: \$ 22,072

Actual: \$ 20,920

YTD Expenses

Budget: \$ 543,925

Actual: \$ 482,361

Expenses are down 11% YTD

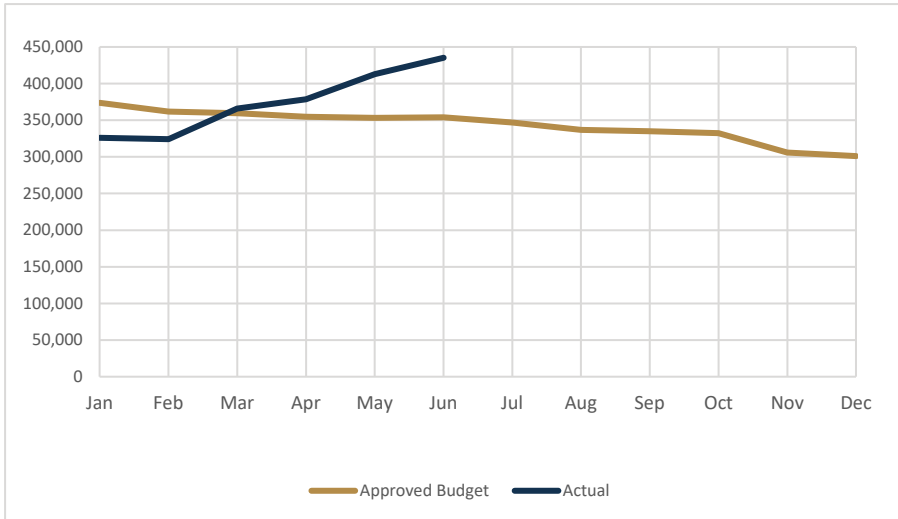
Jan-Jun Cash Flow

Cash In \$605,657

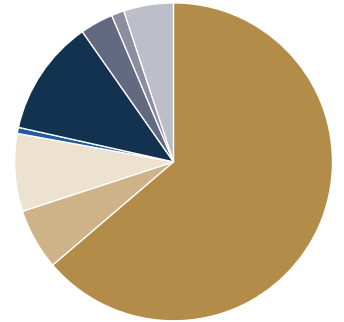
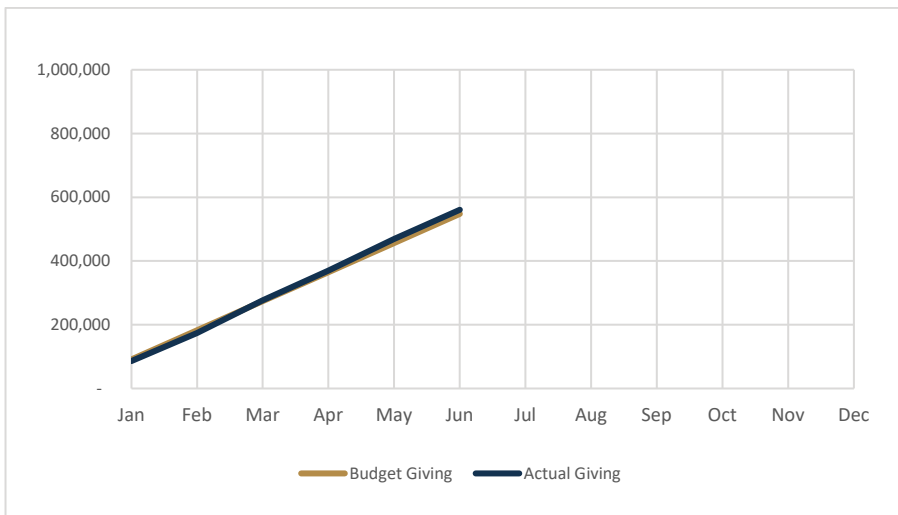
Cash Out \$509,031

Surplus \$ 69,626

2021 CASHFLOW

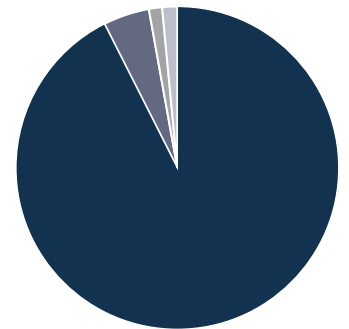


YTD GAP BETWEEN BUDGET + ACTUAL GIVING



CASH OUT

- Wages - 64%
- Partner Support - 12%
- PCQ Assessments - 8%
- Facility Costs - 6%
- Transfer to Projects fund - 5%
- Licenses, Stationery, Fees etc - 3%
- Ministry - 1%



CASH IN

- Giving - 93%
- Fabinrose Distributions - 5%
- Government Stimulus Packages - 1%
- Other Revenue - 1%

June Finance Report